



nova

JCOOK CATALOGUE

Induction & Electric Unit

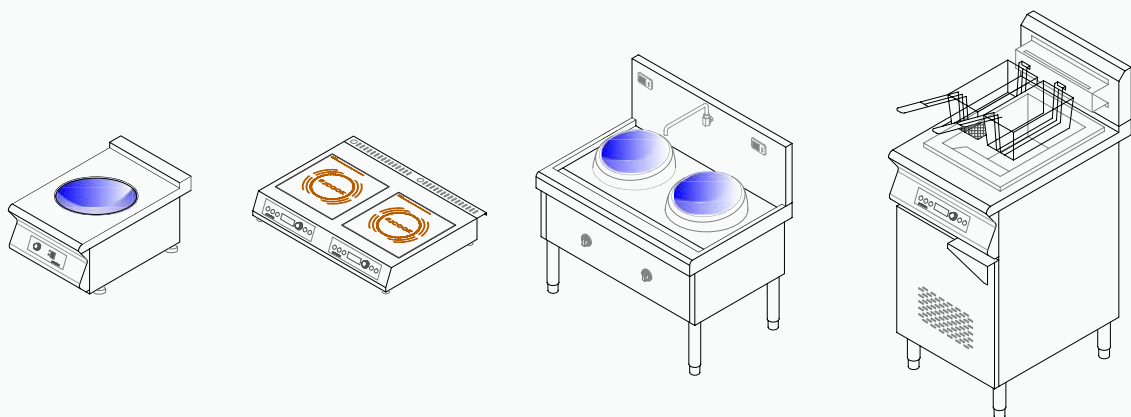
Contents

01

INDUCTION & ELECTRIC UNIT

A sophisticated take on meal prepping

Cooking has never been more efficient and safe before. With JCOOK induction equipments, say no more to second guessing heat settings and dangerous work environment, our products allows you to cook with precision and confidence. Offering superior efficiency and energy conservation by directly heating the cookware, resulting time and energy efficiency in preparing a delicious meal. Lower emissions as a friendly way to be more environmentally responsible. Upgrade your kitchen today and discover why our induction appliances is not only the best but also a smart solution. Experience the future of cooking and enjoy numerous benefits all at once.



02

GAS SERIES

Cooking made easy

03

FURNITURE SERIES

Convenience meets function

Our Partners

Restaurants



Our Partners

Hotels



Industry



School



1.0 nova Induction & Electric Unit

Revolutionary, Sleek and High function

In this modern era many have preferred induction equipments for numerous reason. It's quick and consistent take on cooking not to mention easy aftercare has become a staple quality a chef seek. Without constant open flame, it also decreases the likelihood of burning, creating a safer environment to work in.

Products List

1.1	Drop In Induction	1.2	Underwarmer Induction	1.3A	3-in-1 Induction Hob	01.
1.3B	2/4/6 Zone Induction Hob	1.4	Induction Wok Portable	1.5	Hot Plate Induction	
1.6	Induction Stock Pot	1.7	Induction Wok	1.8	Induction Flat Grill	
1.9	Oil Saving Induction Fryer	1.10	Induction Noodle Boiler	1.11	Electric Salamander	
1.12	Electric Gyoza Cooker	1.13	Electric Flat Griddle			



02. 1.1

Drop In Induction

An induction stove that is perfect for cooking any meal throughout the day. With quick heat rise, consistent and balance method, creates delicious meal with high time efficiency.

Made of glass top with touch screen or digital controller, these selection of device is perfect to be plant in not only for your dining table but also for your kitchen counter.



✱ JD-08

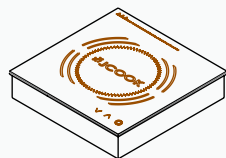


✱ JD-13

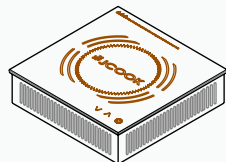


✱ JD-18

ITEM	DETAIL
------	--------



Type : JD-08
Dimension (W x D x H) : 320 x 320 x 77mm
Net Weight : 2.8 Kg
Power Consumption : 0.8 Kw / Hr
Electricity : 220 V / 50-60 Hz / 1 Phase
Power : Electricity
Features : Touch Screen Control
Country Of Origin : Indonesia



Type : JD-18
Dimension (W x D x H) : 320 x 320 x 78mm
Net Weight : 4.1 Kg
Power Consumption : 1.8 Kw / Hr
Electricity : 220 V / 50-60 Hz / 1 Phase
Power : Electricity
Features : Touch Screen Control
Country Of Origin : Indonesia

ITEM	DETAIL
------	--------



Type : JD-13
Dimension (W x D x H) : 320 x 320 x 78mm
Net Weight : 4.3 Kg
Power Consumption : 1.3 Kw / Hr
Electricity : 220 V / 50-60 Hz / 1 Phase
Power : Electricity
Features : Remote Control
Country Of Origin : Indonesia





04.

1.2

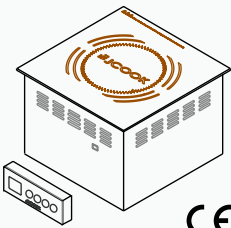
Underwarmer Induction

This Induction stove is designed to warm your food at the convenience of your dining table, also buffet table. Equipped with long range control panel and safety protocol to automatically shut it's operation when it's reach certain overheat, this device is perfect to warm cook your food brilliantly. Suited for warm chaving dishes on buffet table.



✱ UW-15

ITEM	DETAIL
------	--------



Type : UW-15
Dimension (W x D x H) : 300 x 300 x 205mm
Net Weight : 6.6 Kg
Power Consumption : 1.5 Kw / Hr
Electricity : 220 V / 50-60 Hz / 1
Phase
Power : Electricity
Features : Remote Control
Country Of Origin : Indonesia

ITEM	DETAIL
------	--------

05.





CE

✱ JH-26



CE

✱ JH-35



CE

✱ DHS-26



CE

✱ DHS-36

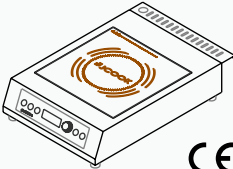
06.

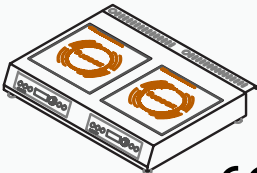
1.3A

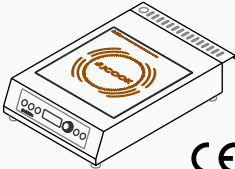
3-in-1 Induction Hob

An induction stove with sleek design, easy aftercare, safe and also portable. With digital control panel that can be adjusted to 8 level of power and up to 180 degrees celcius of heat, this portable induction stove is truly a marvel. This device not only equipped to boil soups but also frying with oils while fully built with automatic heat sensor that will prevent overheat.



ITEM	DETAIL
	Type : JH-26 Dimension (W x D x H) : 350 x 530 x 115mm Net Weight : 8 Kg Power Consumption : 2.6 Kw / Hr Electricity : 220 V / 50-60 Hz / 1 Phase Power : Electricity Features : Push Button, Knob Control, Probe Temperatures Country Of Origin : Indonesia

	Type : DHS-26 Dimension (W x D x H) : 700 x 530 x 115mm Net Weight : 16 Kg Power Consumption : 2 x 2.6 Kw / Hr (DH 26) Electricity : 220 V / 50-60 Hz / 1 Phase Power : Electricity Features : Push Button, Knob Control, Probe Temperatures Country Of Origin : Indonesia
--	---

ITEM	DETAIL
	Type : JH-35 Dimension (W x D x H) : 350 x 530 x 115mm Net Weight : 8 Kg Power Consumption : 3.5 Kw / Hr Electricity : 220 V / 50-60 Hz / 1 Phase Power : Electricity Features : Push Button, Knob Control, Probe Temperatures Country Of Origin : Indonesia

	Type : DHS-36 Dimension (W x D x H) : 700 x 530 x 115mm Net Weight : 16 Kg Power Consumption : 2 x 3.5 Kw / Hr (DH 35) Electricity : 220 V / 50-60 Hz / 1 Phase Power : Electricity Features : Push Button, Knob Control, Probe Temperatures Country Of Origin : Indonesia
---	---





✱ DHB-26



✱ DHB-36



✱ 4ZH-26



✱ 4ZH-36



✱ 6ZH-26



✱ 6ZH-36

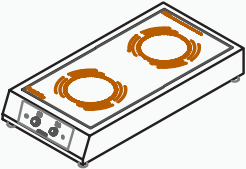
08.

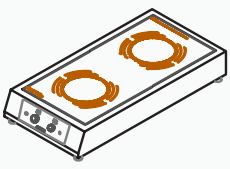
1.3B


2/4/6 Zone Induction Hob


A portable induction stove with sleek design and high safety measure, perfect for a numerous cooking method such as boiling soup and even stir-fry. Equipped with digital controls that allows you to adjust the level power up to 8, this is a must have item to your high functioning kitchen with smaller space.





ITEM	DETAIL
	Type : DHB-26
	Dimension (W x D x H) : 350 x 750 x 145mm
	Net Weight : 16.3 Kg
	Power Consumption : 2 x 2.6 Kw / Hr
	Electricity : 220 V / 50-60 Hz / 1 Phase
	Power : Electricity Features : Knob Control Country Of Origin : Indonesia

ITEM	DETAIL
	Type : DHB-36
	Dimension (W x D x H) : 350 x 750 x 145mm
	Net Weight : 16.3 Kg
	Power Consumption : 2 x 3.5 Kw / Hr
	Electricity : 220 V / 50-60 Hz / 1 Phase
	Power : Electricity Features : Knob Control Country Of Origin : Indonesia

	Type : 4ZH-26
	Dimension (W x D x H) : 800 x 750 x 325/475mm
	Net Weight : 43.4 Kg
	Power Consumption : 4 x 2.6 Kw / Hr
	Electricity : 220 V / 50-60 Hz / 1 Phase
	Power : Electricity Features : Knob Control Country Of Origin : Indonesia

	Type : 4ZH-36
	Dimension (W x D x H) : 800 x 750 x 325/475mm
	Net Weight : 43.4 Kg
	Power Consumption : 4 x 3.5 Kw / Hr
	Electricity : 220 V / 50-60 Hz / 1 Phase
	Power : Electricity Features : Knob Control Country Of Origin : Indonesia

	Type : 6ZH-26
	Dimension (W x D x H) : 1100 x 750 x 325/475mm
	Net Weight : 62 Kg
	Power Consumption : 6 x 2.6 Kw / Hr
	Electricity : 220 V / 50-60 Hz / 1 Phase
	Power : Electricity Features : Knob Control Country Of Origin : Indonesia

	Type : 6ZH-36
	Dimension (W x D x H) : 1100 x 750 x 325/475mm
	Net Weight : 62 Kg
	Power Consumption : 6 x 3.5 Kw / Hr
	Electricity : 220 V / 50-60 Hz / 1 Phase
	Power : Electricity Features : Knob Control Country Of Origin : Indonesia



10.

1.4

Induction Wok Portable

Designed specifically to cook with oriental methods portably. Equipped with digital control panel for further precision cooking. This device is perfect for wok-style cuisine and has an easy aftercare, perfect for all your asian meals.

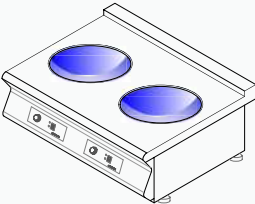


✧ JW35



✧ DW35

ITEM	DETAIL
	<p>Type : JW35</p> <p>Dimension (WxDxH) : 400 x 600 x 315mm</p> <p>Net Weight : 15 Kg</p> <p>Power Consumption : 3.5 Kw / Hr</p> <p>Electricity : 220 V / 50-60 Hz / 1 Phase</p> <p>Power : Electricity</p> <p>Features : Push Button, Knob Control</p> <p>Country Of Origin : Indonesia</p>

ITEM	DETAIL
	<p>Type : DW35</p> <p>Dimension (WxDxH) : 800 x 600 x 315mm</p> <p>Net Weight : 30 Kg</p> <p>Power Consumption : 2 x 3.5 Kw / Hr</p> <p>Electricity : 220 V / 50-60 Hz / 1 Phase</p> <p>Power : Electricity</p> <p>Features : Knob Control</p> <p>Country Of Origin : Indonesia</p>





12.

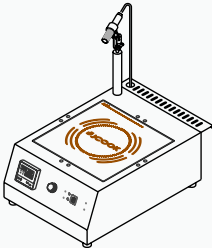
1.5

Hot Plate Induction

An induction stove with infrared temperature sensor that is perfect for hot plate dish. Capable to reach up to 280 degrees celcius in 1 minute with precision infrared and alarm to notify that your plate is ready to be used. Equipped with automatic heat sensor to prevent overheat.



✧ IIR-01

ITEM	DETAIL
	<p>Type : IIR-01</p> <p>Dimension (W x D x H) : 350 x 530 x 200mm</p> <p>Net Weight : 10 Kg</p> <p>Power Consumption : 5.2 Kw / Hr</p> <p>Electricity : 220 V / 50-60 Hz / 1 Phase</p> <p>Power : Electricity</p> <p>Features :Infrared, Knob Control, Temperature Control</p> <p>Country Of Origin : Indonesia</p>

ITEM	DETAIL
------	--------





14.

1.6

Induction Stock Pot

This particular item is designed perfectly for cooking soup, stew, sauce or any broth based food in large scale. Up to 40-100 Liter. Equipped with digital control panel and turn knob to adjust 8 levels of power and timer.




✧ JIP-08





✧ JIP-10



✧ JIP-15

ITEM	DETAIL
	Type : JIP-08 Dimension (W x D x H) : 500 x 600 x 450mm Net Weight : 24.11 Kg Power Consumption : 8 Kw / Hr Electricity : 360-410 V / 50-60 Hz / 3 Phase Power : Electricity Features :Push Button, Knob Control, Timer Setting Country Of Origin : Indonesia

ITEM	DETAIL
	Type : JIP-10 Dimension (W x D x H) : 500 x 600 x 450mm Net Weight : 24.11 Kg Power Consumption : 10 Kw / Hr Electricity : 360-410 V / 50-60 Hz / 3 Phase Power : Electricity Features :Push Button, Knob Control, Timer Setting Country Of Origin : Indonesia

	Type : JIP-15 Dimension (W x D x H) : 500 x 600 x 450mm Net Weight : 24.11 Kg Power Consumption : 15 Kw / Hr Electricity : 360-410 V / 50-60 Hz / 3 Phase Power : Electricity Features :Push Button, Knob Control, Timer Setting Country Of Origin : Indonesia
--	---





✱ IW-08



✱ IW-10



✱ IW-15



✱ IW2-08



✱ IW2-10



✱ IW2-15

16.

1.7

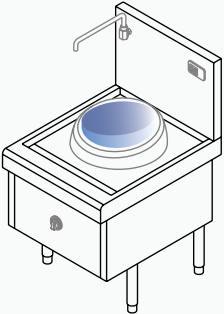
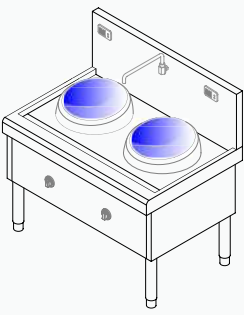
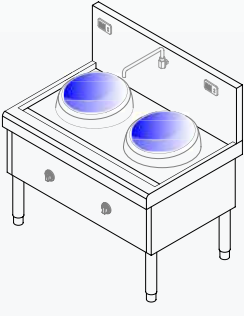
Induction Wok

To cook the oriental way especially with wok is just what this device provides. It's fast cooking process is paired with control panel of 8 levels of power in LED Display.

Even though this device is electrically powered, be sure that it doesn't rid of the WOK HAY asian cuisine are staple to. Equipped with tap water for easy access of water supply while cooking.



ITEM	DETAIL
	Type : IW-08 Dimension (W x D x H) : 700 x 800 x 800/1200mm Net Weight : 58.8 Kg Power Consumption : 8 Kw / Hr Electricity : 360-410 V / 50-60 Hz / 3 Phase Power : Electricity Features : Knob Control, Display Water Inlet : 1/2 Inch Drain Outlet : 2 inch Country Of Origin : Indonesia
	Type : IW-15 Dimension (W x D x H) : 700 x 800 x 800/1200mm Net Weight : 58.8 Kg Power Consumption : 15 Kw / Hr Electricity : 360-410 V / 50-60 Hz / 3 Phase Power : Electricity Features : Knob Control, Display Water Inlet : 1/2 Inch Drain Outlet : 2 inch Country Of Origin : Indonesia
	Type : IW2-10 Dimension (W x D x H) : 1500 x 800 x 800/1200mm Net Weight : 117.6 Kg Power Consumption : 2 x 10 Kw / Hr Electricity : 360-410 V / 50-60 Hz / 3 Phase Power : Electricity Features : Knob Control, Display Water Inlet : 1/2 Inch Drain Outlet : 2 inch Country Of Origin : Indonesia

ITEM	DETAIL
	Type : IW-10 Dimension (W x D x H) : 700 x 800 x 800/1200mm Net Weight : 58.8 Kg Power Consumption : 10 Kw / Hr Electricity : 360-410 V / 50-60 Hz / 3 Phase Power : Electricity Features : Knob Control, Display Water Inlet : 1/2 Inch Drain Outlet : 2 inch Country Of Origin : Indonesia
	Type : IW2-08 Dimension (W x D x H) : 1500 x 800 x 800/1200mm Net Weight : 117.6 Kg Power Consumption : 2 x 8 Kw / Hr Electricity : 360-410 V / 50-60 Hz / 3 Phase Power : Electricity Features : Knob Control, Display Water Inlet : 1/2 Inch Drain Outlet : 2 inch Country Of Origin : Indonesia
	Type : IW2-15 Dimension (W x D x H) : 1500 x 800 x 800/1200mm Net Weight : 117.6 Kg Power Consumption : 2 x 15 Kw / Hr Electricity : 360-410 V / 50-60 Hz / 3 Phase Power : Electricity Features : Knob Control, Display Water Inlet : 1/2 Inch Drain Outlet : 2 inch Country Of Origin : Indonesia



18.

1.8

Induction Flat Grill

This device is used for cooking or grilling numerous type of food such as steak, omelette, hamburger, sausage, sukiyaki or even teriyaki. With 3.500 - 5.000watt power, it gives quick, consistent and balance heat throughout. This device's top plate is made of Clad Steel while it's surface plat using stainless steel 304. Equipped with digital control panel and knob for easy use. This device also come with automatic heat sensor to prevent overheat.

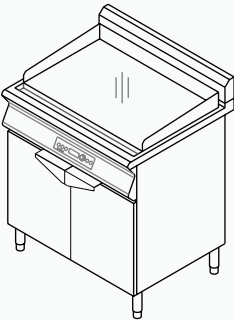


✧ IFG-60



✧ IFG-90

ITEM	DETAIL
	<p>Type : IFG-60</p> <p>Dimension (W x D x H) : 600 x 750 x 850/1000mm</p> <p>Net Weight : 66.33 Kg</p> <p>Grilling Surface : 544 x 550mm</p> <p>Power Consumption : 3.5 Kw / Hr</p> <p>Electricity : 220 V / 50-60 Hz / 1 Phase</p> <p>Power : Electricity</p> <p>Features : Push Button, Knob Control, Temperature Control, Timer Setting</p> <p>Country Of Origin : Indonesia</p>

ITEM	DETAIL
	<p>Type : IFG-90</p> <p>Dimension (W x D x H) : 900 x 750 x 850/1000mm</p> <p>Net Weight : 79.4 Kg</p> <p>Grilling Surface : 844 x 550mm</p> <p>Power Consumption : 5 Kw / Hr</p> <p>Electricity : 220 V / 50-60 Hz / 1 Phase</p> <p>Power : Electricity</p> <p>Features : Push Button, Knob Control, Temperature Control, Timer Setting</p> <p>Country Of Origin : Indonesia</p>





20. **1.9**

Oil Saving Induction Fryer

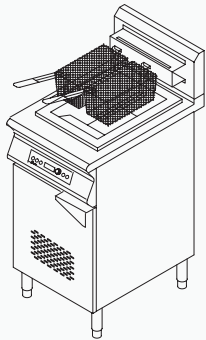


Frying certain types of food made easy with this device. Equipped with digital control panel, LED Display and turn knob, you can fry your food expecting cook-through perfect crisp. It is also build with cooling zone system under the oil tank that can last your oil at least five times longer from ordinary fryer and minimize burnt crumbs while frying. This device also come with automatic heat sensor to prevent overheat.



✧ JDF-10

ITEM	DETAIL
------	--------



Type : JDF-10
Dimension (W x D x H) : 500 x
750 x 850/1100mm
Net Weight : 65.1 Kg
Oil Capacity : 17 Liter
Power Consumption : 10.5 Kw
/ Hr
Cooking Capacity: 2 Frying
Basket
Electricity : 360–410 V / 50–60
Hz / 3 Phase
Power : Electricity
Features :Push Button, Knob
Control, Temperature Control,
Timer Setting
Temperature Control Range :
40–180°C
Country Of Origin : Indonesia

ITEM	DETAIL
------	--------





22.

1.10

Induction Noodle Boiler

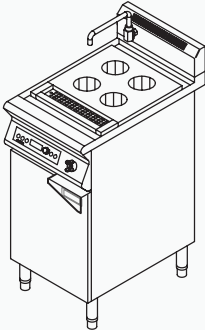
Cooking noodle or pasta made easy with this device. Consistently producing high quality pasta / noodle what is delicious and al dente. Equipped with digital control panel, LED display and knob for easy usage. This device is also build with water faucet for easy water supply and efficient water disposable system. This device also come with automatic heat sensor to control your water temperature inside the tank .

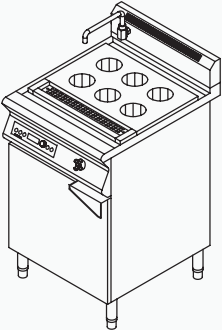


✧ JIN-08



✧ JIN-10

ITEM	DETAIL
	<p>Type : JIN-08</p> <p>Dimension (W x D x H) : 450 x 750 x 850/1000mm</p> <p>Net Weight : 49.37 Kg</p> <p>Tank Capacity : 21 Liter</p> <p>Power Consumption : 8 Kw / Hr</p> <p>Number of Basket : 4</p> <p>Electricity : 360-410 V / 50-60 Hz / 3 Phase</p> <p>Power : Electricity</p> <p>Features : Push Button, Knob Control, Temperature Control, Timer Setting</p> <p>Water Inlet : 1/2 Inch</p> <p>Outlet & Drain : 1 Inch</p> <p>Country Of Origin : Indonesia</p>

ITEM	DETAIL
	<p>Type : JIN-10</p> <p>Dimension (W x D x H) : 600 x 750 x 850/1000mm</p> <p>Net Weight : 61.2 Kg</p> <p>Tank Capacity : 35 Liter</p> <p>Power Consumption : 10 Kw / Hr</p> <p>Number of Basket : 6</p> <p>Electricity : 360-410 V / 50-60 Hz / 3 Phase</p> <p>Power : Electricity</p> <p>Features : Push Button, Knob Control, Temperature Control, Timer Setting</p> <p>Water Inlet : 1/2 Inch</p> <p>Outlet & Drain : 1 Inch</p> <p>Country Of Origin : Indonesia</p>





24.

1.11

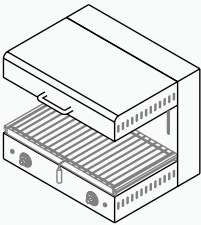
Electric Salamander

This device is equipped with high level compliance that is adjustable to your needs. Electric Salamander is perfect to warm, grill and crisp your food's upper crust.

Equipped with 2 automatic temperature control you can adjust also a lower tray to catch the falling crumbs whilst easy access for cleaning.



✱ ESL-60

ITEM	DETAIL
	<p>Type : ESL-60</p> <p>Dimension (W x D x H) : 600 x 500 x 500mm</p> <p>Net Weight : 60.4 Kg</p> <p>Power Consumption : 4 Kw / Hr</p> <p>Electricity : 220 V / 50 Hz / 1 Phase</p> <p>Power : Electricity</p> <p>Country Of Origin : Indonesia</p>

ITEM	DETAIL
------	--------





26.

1.12

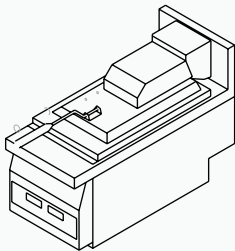
Electric Gyoza Cooker

A Gyoza Cooker with electric automatic system that is perfect for gyoza serving Japanese restaurant. This device is equipped with digital temperature controller and timer for easy operation.

This device will automatically spray water when the food is cooked whilst sounding an alarm to notify it's ready to be served.



✧ EGC-1T

ITEM	DETAIL
	<p>Type : EGC - 1T</p> <p>Dimension (W x D x H) : 300 x 700 x 480mm</p> <p>Net Weight : 33.2 Kg</p> <p>Power Consumption : 2.5 Kw / Hr</p> <p>Electricity : 220 V / 50-60 Hz / 1 Phase</p> <p>Power : Electricity</p> <p>Country Of Origin : Indonesia</p>

ITEM	DETAIL
------	--------





28.

1.13

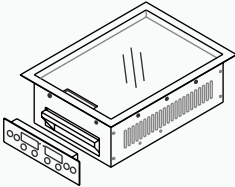
Electric Flat Griddle

This equipment can be plant onto your marble table or even your kitchen. Equipped with digital panels to create a consistent and balance cooking. You can also cook with numerous method such as frying or even grilling.

This device also come with excess tray for the leftover to provide easy cleaning after usage.




✱ EFG-36

ITEM	DETAIL
	<p>Type : EFG -36</p> <p>Dimension (W x D x H) : 360 x 530 x130mm</p> <p>Net Weight : 20.6 Kg</p> <p>Power Consumption : 1.5 Kw / Hr</p> <p>Electricity : 220 V / 50-60 Hz /1 Phase</p> <p>Power : Electricity</p>

ITEM	DETAIL
------	--------





PT MULTI FLASHINDO KARISMA

□ JAKARTA (Head Office)

Jl. Hayam Wuruk 114 Blok A No. 4
Maphar, Jakarta - Indonesia 11160
Telepon : +62 21 626 8758
Whatsapp : +62 811 1210 6803
Email : sales.dept@mfk.co.id

□ SURABAYA

Ruko Royal Crown Palace RA 2
Jl. H. Anwar Hamzah, Kp. Baru, Tambakoso,
Kec. Waru, Kab. Sidoarjo, Jawa Timur 61256
Telepon : +62 31 3592 9091
Whatsapp : +62 811 1210 6803
Email : sales.sby@mfk.co.id

□ BALI

Jl. Sunset Road No.108 B, Kec. Kuta
Kel. Badung, Bali - Indonesia 80361
Telepon : +62 361 934 2633
Whatsapp : +62 811 1210 6803
Email : sales.bali@mfk.co.id

□ SERVICE CENTER

Jl. Kamal Raya No.9 Unit B. RT 01/ RW 06
Tegal Alur, Cengkareng - Indonesia 11820
Telepon : +62 21 5595 2523
Whatsapp : +62 811 9144 614
Email : service.center@mfk.co.id