

# Sabrina



**astoria®**  
Think espresso



## MISSION

Taking inspiration from the Vintage style of the 60's, Sabrina the new born in the Astoria family, stands out for its character and elegance. Sinuous and harmonious lines, underlined by touches of light irradiating from the background, characterize the machine side panels. Soft and dynamic features bring together the professional character and the bold but refined style of the chromed group covers. A unique and charming design at the service of technology, handiness and reliability for a final result offering great quality and versatility in any performance.





Electronic version with volumetric dosage and programation of 6 independent coffee doses for each group.



**BLACK COLOR VERSION**



**BROWN COLOR VERSION WITH RAISED GROUPS**



**BLACK COLOR VERSION  
WITH RAISED GROUPS**



Electronic version with volumetric dosage and programming of 6 independent coffee doses of each group. Colour touch display.

**WHITE COLOR VERSION**





BLACK COLOR VERSION WITH “COOL TOUCH” WAND AND RAISED GROUPS



BROWN COLOR VERSION WITH AUTOSTEAMER,  
“COOL TOUCH” WAND AND RAISED GROUPS

# Sabrina

"COOL TOUCH" WAND




CHROMED GROUP COVERS



MULTICOLOR RGB LIGHTS



RAISED GROUP



DISPLAY



## Technical standard features

- Backlit 6-dose touch-pad.
- Manual switch for semiautomatic brewing.
- Automatic water refill (A.W.R.).
- Automatic hot water.
- Electronic cup-warmer.
- Control light for water level check (through display in the SAE Display version).
- White lights on the side panels.
- Ergonomic chromed filterholders with Astoria brand.

### Options

- Mixed hot water.
- Raised groups with foldaway cup-stands.
- Built-in motor pump.
- Counting systems.
- Serial interface for external connection
- Led lighting of the work space.
- Multicolor RGB lights on the side panels.
- Milk frothing wand.
- Cappuccino maker.
- "Cool touch" wand.
- 2-selection autsteamer (only on SAE Display version)

### The display allows the setting and control of the following functions:

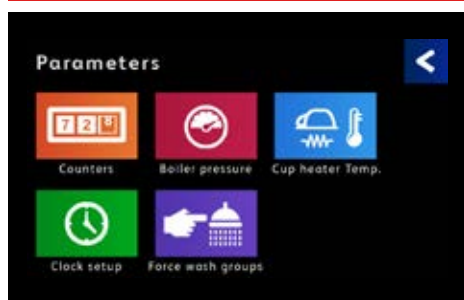
- Date and time.
- Language.
- Automatic turn on/off operations.
- Boiler pressure adjustment.
- Working temperature of cup-warmer.
- Autsteamer temperature.
- Warning signal for manual water softener regeneration or filter substitution.

### and the display of:

- Current boiler temperature and pressure.
- Warning light to indicate principal multifunctionings.
- Counting of single coffees per group and totalization.



## DISPLAY



### Icon menu

Intuitive and immediate browsing of the "touch screen" menu.



### Parameters detail

Easy adjustment of machine parameters.



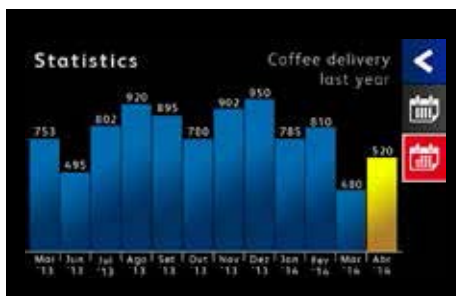
### Flowchart

Display of the real trend of the infusion "touch" throughout the extraction cycle.



### Timer function

View of the dispensing time for each group.

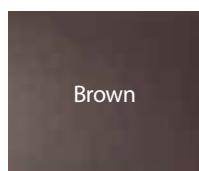


### Usage statistics

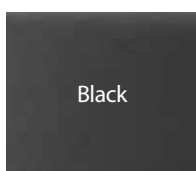
View of the consumption statistics on a weekly, monthly, and annual basis.

		2 Gr.	3 Gr.	4 Gr.
Potenza / Rated power / Gesamtleistung / Puissance / Potencia / Potência	W	3.100 / 3.900 / 4.200	5.600 / 6.000	6.600 / 7.100

## COLOURS



Brown



Black



White

## DISCLAIMER

### General conditions

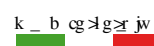
The manufacturer reserves the right to modify the appliances presented in this publication without notice. The weights, measurements etc. are merely indicative and not binding.



UL 197  
CSA C22.2 No. 109



Intertek  
NSF/ANSI 4



Product approval list available for each version.

[www.astoria.com](http://www.astoria.com) | [info@astoria.com](mailto:info@astoria.com)

# Sabrina



**PT MULTI FLASHINDO KARISMA**

**Jakarta :** Jl. Hayam wuruk 114 Blok A No. 4, Jakarta - Indonesia 11160  
Telp. (62-21) 626 8758, Fax. (62-21) 625 8473

**Surabaya :** Jl. Sarono Jiwo No.4 - Surabaya 60299  
Telp. (62-31) 8471460, Fax. (62-31) 8471474